

Table of Contents

[About Dental Hygienists Tab](#)

- Definition
- Practice Setting
- Regulatory Environment
- Practice Criteria

[Education Requirements and Training Capacity Tab](#)

Table 1: List of Accredited Dental Hygiene Programs, by School, Canada, 2010 and 2011

[Supply Trends Tab](#)

Table 2: Number of Registered Dental Hygienists, by Province/Territory, Canada, 1997 to 2011

[Sex Trends Tab](#)

Figure 1: Percentage Distribution of Dental Hygienists, by Sex, Province/Territory, 2011

[Age Group Trends Tab](#)

Figure 2: Percentage Distribution of Dental Hygienists, by Age Group, Province, 2011

[Sex and Age Group Tab](#)

Figure 3: Number of Dental Hygienists, by Sex and Age Group, Selected Provinces, 2011

[Graduate Trends Tab](#)

Table 3: Number of Graduates of Dental Hygiene Programs, by School of Graduation, Canada, 1997 to 2011

[Appendices Tab](#)

- A - Notes and Submission Dates
- B - Data Providers List

See *Canada’s Health Care Providers—An Overview and Methodological Notes* for more comprehensive information.

About Dental Hygienists

Definition

Dental hygienists are involved in oral health promotion, education, clinical therapy, research, administration and client advocacy.

Practice Setting

Dental hygienists have interprofessional practices in dental offices with dentists, denturists and dental assistants. Dental hygiene practice environments include clinical practices, institutions, public health and community health, home care and other outreach programs, primary health care centres, educational institutions, military, research, industry, consulting firms, regulatory bodies and professional associations, government, and forensic laboratories. An increasing number of dental hygienists have independent dental hygiene practices, where they practise solely or interprofessionally with other health professionals, such as doctors, nurses, and speech–language pathologists and audiologists.

Regulatory Environment

The table below indicates the first year in which it became mandatory for **dental hygienists** to register with a provincial/territorial regulatory body as a condition of practice. In the territories, the respective territorial governments register and license dental hygienists.

	N.L.	P.E.I.	N.S.	N.B.	Que.	Ont.	Man.	Sask.	Alta.	B.C.	Y.T.	N.W.T.	Nun.
First Year of Regulation	1969	1974	1973	1950's	1975	1951	1952	1950	1990	1952	1958	1990	1999

Source
Health Personnel Database, Canadian Institute for Health Information.

Practice Criteria

To work/practise as a **dental hygienist** in Canada, one must meet various requirements that may vary from one jurisdiction to another. Common requirements are the following:

- < Hold a diploma in dental hygiene from an accredited program or equivalent.
- < Register with a provincial/territorial regulatory body.
- < Pass the National Dental Hygiene Certification Board examination (applicable in most provinces).
- < Hold a membership with the Canadian Dental Hygienists Association (CDHA) to practise in Newfoundland and Labrador, Nova Scotia, New Brunswick, Saskatchewan and Alberta. In the other provinces and territories, membership in CDHA is voluntary and not required for registration.

[Back to Table of Contents](#)

Education Requirements and Training Capacity

A diploma in dental hygiene is currently the entry-to-practice requirement for a **dental hygienist** in Canada. The following table provides a comprehensive list of programs accredited by the Commission on Dental Accreditation of Canada (CDAC) or approved by the province.

Table 1: List of Accredited Dental Hygiene Programs,* by School, Canada, 2010 and 2011		
School	Training Capacity	
	2010	2011
Nova Scotia		
Dalhousie University [§]	42	42
New Brunswick		
Oulton College	25	25
Quebec		
Cégep de Chicoutimi [†]	27	27
Cégep de l'Outaouais [†]	40	40
Cégep de Saint-Hyacinthe [†]	45	44
Cégep de Trois-Rivières [†]
Cégep François-Xavier-Garneau [†]	40	40
Cégep régional de Lanaudière à Terrebonne ^{†, ‡, **}
Collège de Maisonneuve [†]	64	50
Collège Édouard-Montpetit [†]	30	30
John Abbott College
Ontario		
Accredited Dental Hygienist School Toronto Ontario Canada (APlus Institute)
Algonquin College	58	58
Cambrian College	48	48
Canadian Academy of Dental Hygiene	76	76
Canadian National Institute of Health	60	61
Canadore College
Collège Boréal [†]	40	40
Confederation College	24	24
Durham College	48	48
Fanshawe College of Applied Arts and Technology	32	32

Continued on next page

Table 1: List of Accredited Dental Hygiene Programs,* by School, Canada, 2010 and 2011 (cont'd)

School	Training Capacity	
	2010	2011
Ontario (Cont'd)		
George Brown College	87	87
Georgian College
Cité collégiale†	50	50
Niagara College Canada	48	48
Ontario Dental Education Institute
Oxford College
Regency Dental Hygiene Academy	96	96
St. Clair College of Applied Arts and Technology
Toronto College of Dental Hygiene and Auxiliaries
Manitoba		
University of Manitoba§	26	26
Saskatchewan		
Saskatchewan Institute of Applied Science and Technology	26	26
Alberta		
University of Alberta§	42	42
British Columbia		
Camosun College	24	24
College of New Caledonia	20	20
University of British Columbia	24	24
University of the Fraser Valley	16	16
Vancouver College of Dental Hygiene
Vancouver Community College	22	22
Vancouver Island University	18	18

Notes

- *

All programs include clinical practicum. Only a diploma fulfilling entry-to-practice requirements to become a dental hygienist in Canada is reported, except at the University of British Columbia, where a bachelor’s degree program is offered. For further details, contact individual schools. Information on training capacity prior to 2010 was not collected.
- †

This program is offered in French.
- ‡

Program approved by the province.
- §

A BSc Post-Diploma Degree Completion Program is also offered to graduates from an accredited dental hygienist diploma program.
- **

The first cohort will graduate in 2013.
- ..

Information was not available.

Source

Health Personnel Database, Canadian Institute for Health Information.

[Back to Table of Contents](#)

Supply Trends

Table 2: Number of Registered Dental Hygienists, * by Province/Territory, Canada, 1997 to 2011

	1997	1998	1999	2000	2001	2002	2003	2004	2005	2006	2007	2008	2009	2010	2011
Newfoundland and Labrador	68†	69	69	69	78	82	80	85	92	92	107	119	129	154	173
Prince Edward Island	28	33	38	43	46	44	68	50	58	59	70	71	80	85	91
Nova Scotia	404	407	420	412	408†	459	472	492	511	521	533	547	616	647	664
New Brunswick	210†	223	240	247	245	246	269	276	288	291	330	355	390	410	433
Quebec	3,292	3,458	3,565	3,620	3,667	3,691	3,788	3,975	4,145	4,367†	4,687	4,762	4,968	5,242	5,457
Ontario	5,637	6,227	6,322	6,540	6,756	7,101	7,500	7,816	8,262	8,870	9,658	10,493	11,114	11,998	12,721
Manitoba	517	534	550	562	565	591	584	599	603	570	612	605	649	667	676
Saskatchewan	259†	282	267	273	300	307	334	336	347	355	378	411	468	506	550
Alberta	1,168	1,213	1,251	1,305	1,541	1,602	1,745	1,770	1,843	1,965	2,017	2,209	2,360	2,609	2,736
British Columbia	1,683	1,740	1,777	1,788	1,910	1,974	2,054	2,127	2,224	2,264	2,496	2,744	3,080	3,176	3,296
Yukon	12	12	12	15	16	14	13	16	16	20	19	25	19	27	27
Northwest Territories	15	15	14	21	21	17	13	11	14	15	19	22	24	23	25
Nunavut	n/a	n/a	n/a	2	2	5	5	5
Canada	13,293	14,213	14,525	14,895	15,553	16,128	16,920	17,553	18,403	19,389	20,928	22,365	23,902	25,549	26,854

Notes

- * See Appendix A for more details.
- † CIHI estimate. See the Methodological Notes for detailed information regarding estimation.
- .. Information was not available.
- n/a Not applicable.

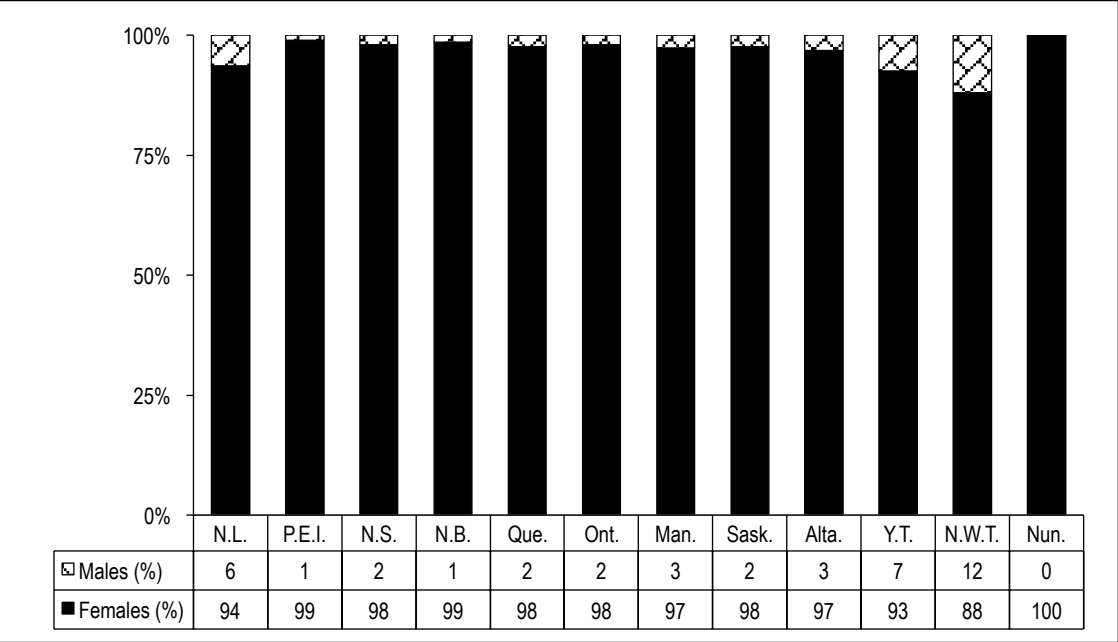
Sources

Health Personnel Database, Canadian Institute for Health Information.

[Back to Table of Contents](#)

Sex Trends

Figure 1: Percentage Distribution of Dental Hygienists, by Sex, Province/Territory, 2011



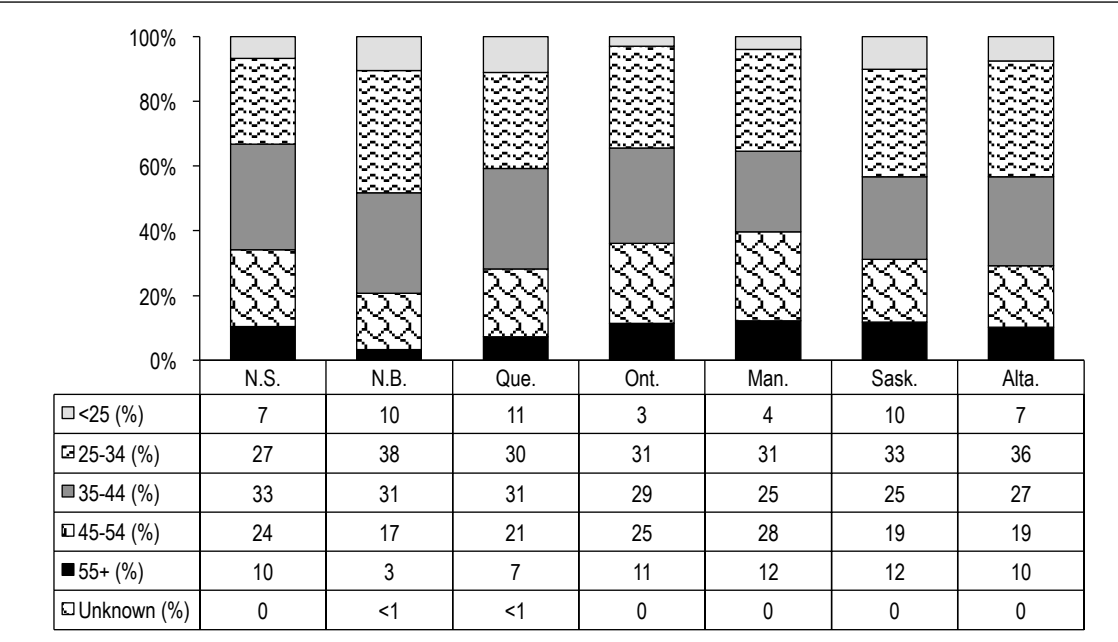
Notes
Quebec data as of October 26, 2012.
British Columbia was not included, as gender information was not available.

Source
Health Personnel Database, Canadian Institute for Health Information.

[Back to Table of Contents](#)

Age Group Trends

Figure 2: Percentage Distribution of Dental Hygienists, by Age Group, Province, 2011



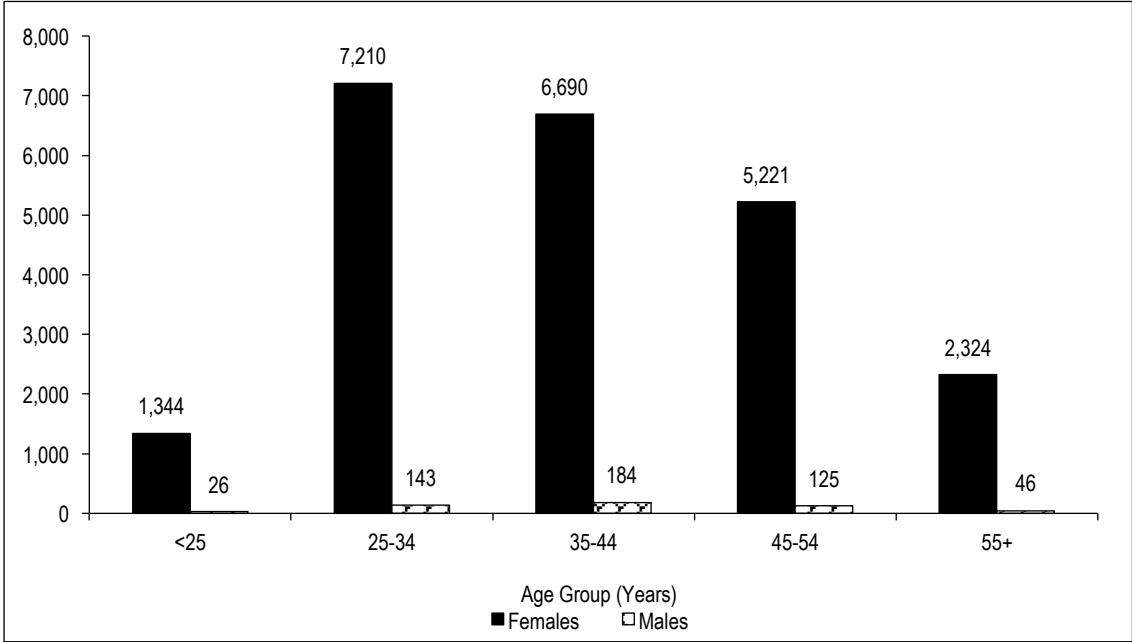
Notes
Totals may not sum to 100% due to rounding.
Quebec data as of October 26, 2012.
Age information for other provinces/territories was not available.

Source
Health Personnel Database, Canadian Institute for Health Information.

[Back to Table of Contents](#)

Sex and Age Group

Figure 3: Number of Dental Hygienists, by Sex and Age Group, Selected Provinces, 2011



Notes
Quebec data as of October 26, 2012.
Includes Nova Scotia, New Brunswick, Quebec, Ontario, Manitoba, Saskatchewan and Alberta.
Eight dental hygienists (two in New Brunswick and six in Quebec) were not included, as age information was unknown.
Gender and/or age information for other provinces/territories was not available.

Source
Health Personnel Database, Canadian Institute for Health Information.

[Back to Table of Contents](#)

Graduate Trends

Table 3: Number of Graduates of Dental Hygiene Programs,* by School of Graduation, Canada, 1997 to 2011

School	1997	1998	1999	2000	2001	2002	2003	2004	2005	2006	2007	2008	2009	2010	2011
Nova Scotia															
Dalhousie University ^{††}	40	40	36	38	36	36	41	39	39	41	41	41	41	40	41
New Brunswick															
Oulton College	n/a	n/a	n/a	n/a	n/a	n/a	n/a	n/a	n/a	n/a	n/a	n/a	n/a	23 [‡]	24
Quebec															
Cégep de Chicoutimi ^{††}	29	31	32	30	24	19	21	18	16	14	29	30	20	27	24
Cégep de l'Outaouais ^{††}	20	20	22	19	14	9	13	5	11	13	13	21	22	23	25
Cégep de Saint-Hyacinthe ^{††}	33	36	29	32	24	24	14	22	24	32	31	36	34
Cégep de Trois-Rivières ^{††}	26	31	35	29	74	22	26	16	19	28	26	29	23	32	25
Cégep François-Xavier-Garneau ^{††}	19	29	24	34	30	23	41	38	38
Collège de Maisonneuve	52	51	53	45	53	45	36	21	36	66	45	62	57	48	60
Collège Édouard-Montpetit ^{††}	47	48	42	38	39	34	28	19	35	38	58	52	48	53	58
John Abbott College ^{††}	26	30	27	34	24	27	15	26	30	34	26	28	26	31	32
Ontario															
Accredited Dental Hygienist School Toronto Ontario Canada (Aplus Institute) ^{††}	n/a	n/a	n/a	n/a	n/a	n/a	n/a	n/a	n/a	n/a	62 [‡]	59	23
Algonquin College ^{††}	43	0 [†]	37	49	50	48	50	50	56	52	52	52	56	56	53
Cambrian College ^{††}	23	24	0 [†]	29	25	24	39	40	37	37	34	34	27
Canadian Academy of Dental Hygiene ^{††}	n/a	n/a	n/a	n/a	n/a	n/a	n/a	n/a	41 [‡]	48	47	46	60	63	62
Canadian Institute of Dental Hygiene ^{††}	n/a	n/a	n/a	n/a	n/a	71 [‡]	70	70	74	74	79	71	35
Canadian National Institute of Health	n/a	n/a	n/a	n/a	n/a	n/a	n/a	n/a	n/a	n/a	n/a	n/a	n/a	67 [‡]	52
Canadore College ^{††}	15	13	14	14	16	18	18	0 [†]	18	18	10	10	18
Collège Boréal ^{††}	21	11	1	15	14	20	17	22	26	21	26	25	25	17	6
Confederation College ^{††}	16	18	15	16	18	18	..	22	22	22	21	23	23	23	23
Durham College ^{††}	22	17	23	23	22	25	17	23	23	22	34	34	34	44	42
Fanshawe College of Applied Arts and Technology ^{††}	25	22	31	22	33	22	24	24	0 [†]	30	30	30	28	31	30
George Brown College ^{††}	..	67	65	65	65	66	65	64	60	69	74	80	77
Georgian College ^{††}	17	13	13	14	16	20	27	22	23	33	33	30	48	53	57
Cité Collégiale ^{††}	12	17	0 [†]	15	18	11	20	12	24	26	31	28	34	32	33
Niagara College Canada ^{††}	0 [†]	76 [§]	1	36	38	41	45	39	44	42	42	44	45	46	48

Continued on next page

Table 3: Number of Graduates of Dental Hygiene Programs,* by School of Graduation, Canada, 1997 to 2011 (cont'd)															
School	1997	1998	1999	2000	2001	2002	2003	2004	2005	2006	2007	2008	2009	2010	2011
Ontario (cont'd)															
Ontario Dental Education Institute ^{††}	n/a	n/a	n/a	n/a	n/a	n/a	n/a	n/a	n/a	n/a	14 [‡]	34	25	31	26
Regency Dental Hygiene Academy	n/a	n/a	n/a	n/a	n/a	n/a	n/a	n/a	n/a	n/a	71 [‡]	91	85	87	92
St. Clair College of Applied Arts and Technology	..	32	30	26	30	0 [†]	27	29	29	30	30	29	29	30	0
Manitoba															
University of Manitoba	26	24	25	26	25	28	26	26	24	24	27	26	26	26	25
Saskatchewan															
Saskatchewan Institute of Applied Science and Technology ^{††}	..	22	25	24	24	24	26	26	24	27	24	26	24	26	24
Alberta															
University of Alberta ^{††}	48	39	38	40	38	41	38	42	40	40	27	22	30	43	47
British Columbia															
Camosun College ^{††}	24	23	21	22	19	18	19	21	18	18	22	21	23	23	23
College of New Caledonia ^{††}	23	19	20	20	18	19	18	18	17	17	21	18	19	20	18
University of British Columbia	1	5	9	4	9	29	48
University of the Fraser Valley ^{††}	n/a	n/a	n/a	n/a	n/a	n/a	n/a	n/a	n/a	n/a	n/a	16 [‡]	15	14	15
Vancouver Community College ^{††}	19	16	19	21	20	18	20	18	20	22	21	34	54	33	26
Vancouver Island University ^{††}	n/a	n/a	n/a	n/a	n/a	n/a	n/a	n/a	n/a	n/a	n/a	17 [‡]	16	14	14
Canada	608	718	654	742	777	748	666	646	837	951	1,121	1,218	1,184	1,283	1,247

Notes

* This is a comprehensive list of schools offering dental hygiene programs, with the exception of the following schools, for which information was not available: Oxford College, Toronto College of Dental Hygiene and Auxiliaries, and Vancouver College of Dental Hygiene.

† There were no graduates due to a change from a one-year to a two-year program.

‡ First graduating cohort since accreditation.

§ This year included the previous cohort, so there was a greater number of graduates.

** This program closed in 2012.

†† See Appendix A for more details.

.. Information was not available.

n/a Not applicable.

Source

Health Personnel Database, Canadian Institute for Health Information.

[Back to Table of Contents](#)

Appendices

A - Notes and Submission Dates	
Registered Dental Hygienists	
Newfoundland and Labrador	2005 data as of January 1 of the following year; 2009 to 2011 data as of January 1 of the given year.
Prince Edward Island	2006 data as of February 15, 2007; 2009 data as of October 21, 2010.
Nova Scotia	2003, 2005 to 2008 data represents active registered dental hygienists; 2009 data as of November 1, 2010; 2010 data as of March 25, 2011.
New Brunswick	2005 data represents employed active registered dental hygienists; 2006 data represents active registered dental hygienists.
Quebec	1997 to 2005 and 2009 to 2011 data as of March 31 of the following year; 2007 data represents active registered dental hygienists.
Ontario	2010 data as of March 29, 2011.
Manitoba	2001 and 2002 data as of January 15 of the following year; 2005 data as of July 19, 2006; 2006 data as of February 16, 2007; 2003, 2004, 2005 and 2007 data represents active registered dental hygienists.
Saskatchewan	2005 data as of July 16, 2006; 2007 and 2009 data represents active registered dental hygienists.
Alberta	1997 data represents employed active registered dental hygienists; 1997 to 2005, 2009 and 2011 data as of October 31 of the given year.
British Columbia	1997 to 2002 data as of August 31 of the given year; 2008 data represents active registered dental hygienists; 2010 data as of March 23, 2011; 2011 data as of April 11, 2012.
Yukon	1997 to 2000 data as of March 31 of the following year; 2001 data as of February 14, 2001; 2002 data as of November 14, 2002; 2003 data as of April 14, 2004; 2004 data as of March 24, 2005.
Northwest Territories	1997 and 2001 data as of March 31 of the given year; 2002 data as of November 12, 2002; 2003 data as of April 2004; 2004 data as of April 2005; 2005 data as of December 1, 2005; 2006 data represents active registered dental hygienists.
Nunavut	2007 to 2009 data represents active registered dental hygienists; 2009 data as of November 3, 2010.

Continued on next page

A - Notes and Submission Dates (cont'd)	
Graduates	
Nova Scotia	
Dalhousie University	2001 data as of March 2005; 2005 and 2006 data as of December 1 of the given year; 2009 data as of May and October, 2009.
Quebec	
Cégep de Chicoutimi	2001 and 2002 data as of May of the given year.
Cégep de l'Outaouais	2008 data as of September 20, 2008.
Cégep de Saint-Hyacinthe	2005 and 2006 data as of September 4 of the given year.
Cégep de Trois-Rivières	2006 data as of March 7, 2007.
Cégep François-Xavier-Garneau	2007 and 2008 data as of April 27, 2009.
Collège Édouard-Montpetit	2005 and 2006 data as of June 5, 2007.
John Abbott College	2007 to 2009 data as of September 24, 2010.
Ontario	
Accredited Dental Hygienist School Toronto Ontario Canada (APlus Institute)	2007 data as of June 22, 2007; 2008 and 2009 data as of December 18 of the given year.
Algonquin College	2007 and 2008 data as of April 30, 2009.
Cambrian College	2009 data as of May 28, 2009; 2010 and 2011 data as of April of the given year.
Canadian Academy of Dental Hygiene	2005 data as of November 1, 2005; 2006 data as of November 27, 2006.
Canadore College	2009 data as of June 22, 2010; 2010 and 2011 data as of May of the given year.
Collège Boréal	2005 and 2006 data as of April 24, 2007; 2010 and 2011 data as of March 9, 2012.
Confederation College	2005 and 2006 data as of April 17, 2007; 2009 data as of June 1, 2009.
Durham College	2005 data as of June 17, 2005; 2006 data as of June 16, 2006.
Fanshawe College of Applied Arts and Technology	2009 data as of June 4, 2009.
George Brown College	2009 data as of May 26, 2010.
Georgian College	2007 data as of August 17, 2007; 2008 data as of August 14, 2008.
Cité collégiale	2007 to 2009 data as of April of the given year; 2010 and 2011 data as of February 15, 2012.
Niagara College Canada	2005 to 2008 data as of June of the given year.
Ontario Dental Education Institute	2007 to 2009 data as of January 13, 2011.

Continued on next page

A - Notes and Submission Dates (cont'd)	
Saskatchewan	
Saskatchewan Institute of Applied Science and Technology	1998 to 2011 data as of June of the given year.
Alberta	
University of Alberta	2005 data as of June 2005; 2006 data as of November 2006.
British Columbia	
Camosun College	2005 and 2006 data as of October of the given year; 2007 and 2008 data as of June of the given year; 2009 data as of May 20, 2010.
College of New Caledonia	2010 and 2011 data as of December 11 of the given year.
University of the Fraser Valley	2008 and 2009 data as of June 1 of the given year.
Vancouver Community College	2005 to 2007 data as of June of the given year.
Vancouver Island University	2010 and 2011 data as of February 2, 2012.

B - Data Providers List

Table 1
Individual schools.
Table 2

Newfoundland and Labrador Dental Board, Dental Council of Prince Edward Island, Provincial Dental Board of Nova Scotia (1997 to 2008), College of Dental Hygienists of Nova Scotia (2009 to 2011), New Brunswick Dental Society (1997 to 2008), New Brunswick College of Dental Hygienists (2009 to 2011), Ordre des hygiénistes dentaires du Québec, College of Dental Hygienists of Ontario, Manitoba Dental Association (1997 to 2006), College of Dental Hygienists of Manitoba (2007 to 2011), Saskatchewan Dental Hygienists' Association, College of Registered Dental Hygienists of Alberta, College of Dental Hygienists of British Columbia and the governments of Yukon, the Northwest Territories and Nunavut.

Table 3
Individual schools, with the exception of 2010 and 2011 data for St. Clair College of Applied Arts and Technology, which was provided by the Government of Ontario.

[Back to Table of Contents](#)